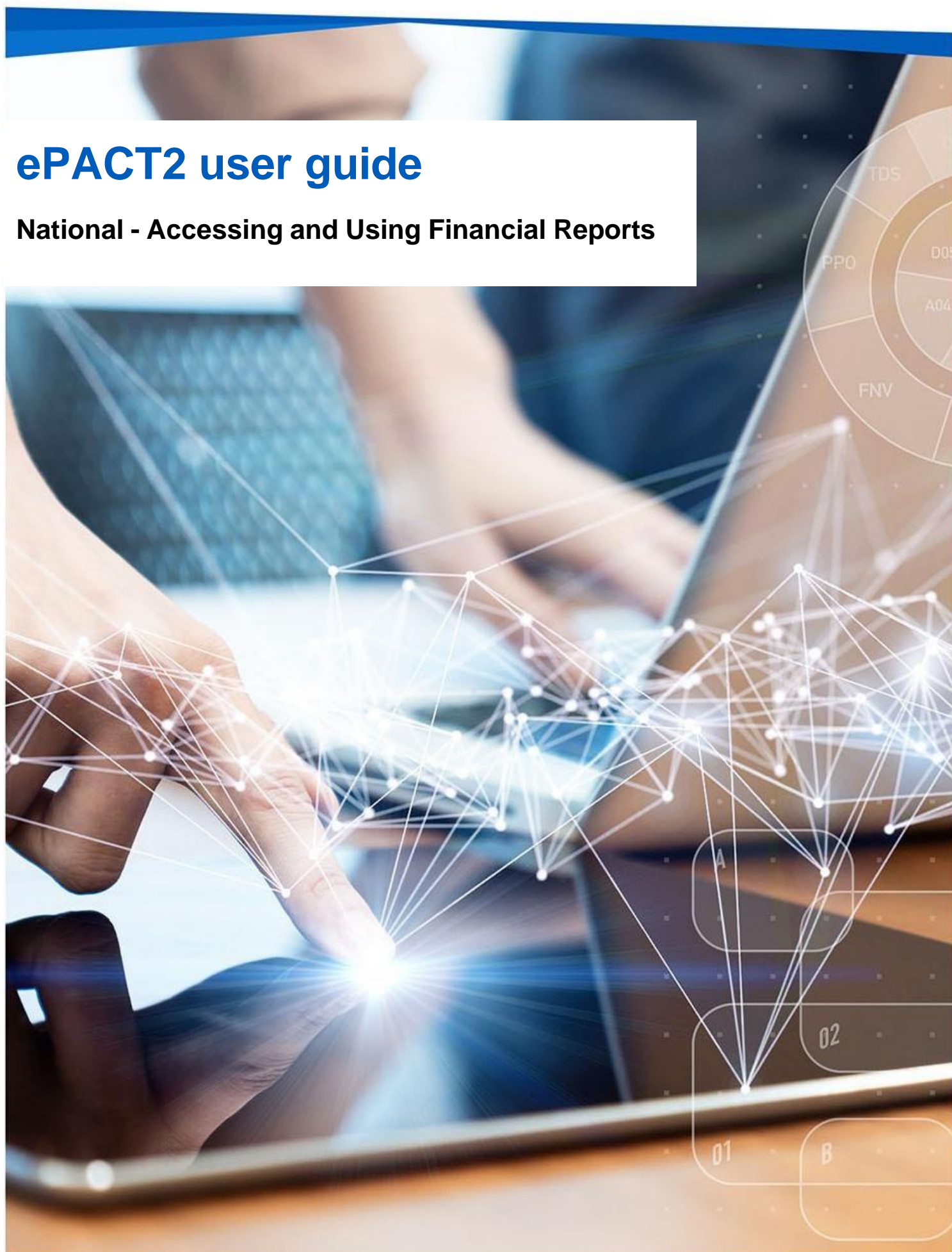


# ePACT2 user guide

National - Accessing and Using Financial Reports



## Interactive Contents

Use this interactive contents list to jump straight to the content you want to see. Just click the titles below to go directly to that section:

### Contents

<b>Accessing the Financial Reports</b>	<b>1</b>
Accessing and Using the IPP (Itemised Prescribing Payments) Report	2
Accessing and Using the Remuneration Recharges Report	9
Accessing and Using the Remuneration Values Report	13
Accessing and Using the PMD (Prescribing Monitoring Document) Report	16
Accessing and Using the Invoice Reconciliation Report	20
<b>Getting more help</b>	<b>22</b>

---

## Accessing the Financial Reports

---

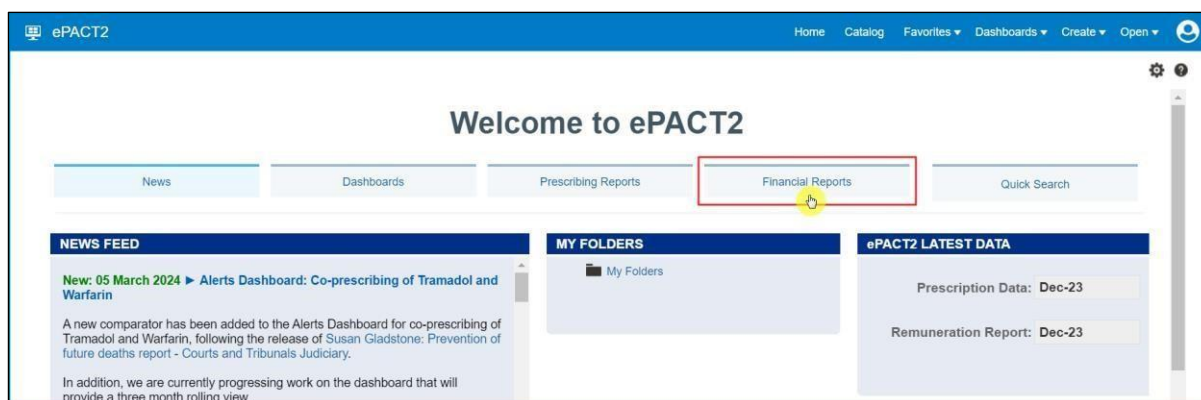
There are several financial reports available to National users to monitor the various aspects of reimbursement costs for individual Commissioner/Providers, ICBs and at a national level.

Access to an individual organisation's financial report data is only available to authorised users approved to view the financial data by the named organisation.

The financial reports available to National users are:

- IPP (Itemised Prescribing Payment) report
- Remuneration Recharges report
- Remuneration Values report
- Prescribing Monitoring Document report
- Invoice Reconciliation report

To access any of these financial reports, select the Financial Reports tab when you have logged in to the system:



Once selected, you will then be presented with the financial reports available for you to use:



## Accessing and Using the IPP (Itemised Prescribing Payments) Report

Firstly, select the IPP report by clicking on the link once:



Once the link has been selected, the IPP report will open up and default to the 'ICB Overview' page.

### ICB Overview page

The ICB Overview page shows the detailed breakdown of reimbursement costs for ICBs, **but will only show data for those organisations that you have been approved access for to view their financial data:**



Financial Management for National Users

Home Catalog Favorites Dashboards Create Open

Itemised Prescribing Payments Remuneration Recharges Remuneration Values Remuneration National Summary

**ICB Overview** ICB Individual Commissioner Overview Commissioner Individual Provider Overview Provider Individual Supporting Information

Apr-25 ENGLAND --Select Value --Select Value Apply Reset

**ICB Overview - Itemised Prescribing Payments**  
Prescriptions dispensed by pharmacy and appliance contractors in Apr-25

ICB	Practice Comm. prescribing (£)	Pharmacy First Clinical Pathways and Contraception drug reimbursement (£)	Unidentified prescribing (£)	Unidentified deputising services (£)	Community prescribing (£)	Adjustments to charge statements (£)	Lost batches of prescriptions (£)	Retro concession price adjustment (£)	Elements for which resources have been retained centrally (£)	Total reimbursement (£)
	11,445,329.20	14,100.27	18.08	0.00	0.00	0.00	0.00	6,600.63	418,246.09	11,884,294.27
<b>Totals</b>	<b>11,445,329.20</b>	<b>14,100.27</b>	<b>18.08</b>	<b>0.00</b>	<b>0.00</b>	<b>0.00</b>	<b>0.00</b>	<b>6,600.63</b>	<b>418,246.09</b>	<b>11,884,294.27</b>

1. Once accessed, users then have the options to select the criteria they want (shown below), to display the financial data for the organisations they have access to. This will allow the user to select all the different individual months of financial data held for those organisations.
2. Be sure once you've made a selection in any of the drop-down menus that you click the 'Apply' button to initiate these changes:

\* MONTH COUNTRY REGION ICB

Jan-24 ENGLAND --Select Value --Select Value Apply Reset

Aug-23

Sep-23

Oct-23

Nov-23

Dec-23

Jan-24

Unidentified deputising (£) Community prescribing (£) Adjustments to charge statements (£) Lost batches of prescriptions (£)

0.00 0.00 0.00

Once you have specified the month and applied that change, the IPP 'ICB Overview' page will display the report for all the organisations you have been granted access to view their financial data.

Each of the columns in the table of data refer to specific charges relating to the ICB(s) you have access to, and are explained below:

ICB Overview - Itemised Prescribing Payments										
Prescriptions dispensed by pharmacy and appliance contractors in Apr-24										
ICB	1 Practice Prov. prescribing (£)	2 Pharmacy First Clinical Pathways and Contraception drug reimbursement (£)	3 Unidentified prescribing (£)	4 Unidentified deputising services (£)	5 Community prescribing (£)	6 Adjustments to charge statements (£)	7 Lost batches of prescriptions (£)	8 Retro concession price adjustment (£)	9 Elements for which resources have been retained centrally (£)	Total reimbursement (£)
	191,150.91	0.56	38.69	0.00	0.00	0.00	0.00	145.13	6,567.82	197,903.10

### Column 1 - Practice / Comm. prescribing where the correct practice, cost centre or hospital unit could be identified

The actual cost of prescribing in the named commissioner by identified practice prescribers, commissioner employed prescribers or hospital units i.e. GP, nurse, supplementary prescribers or hospital units, for the named dispensing month, which have been dispensed in primary care

### Column 2 - Pharmacy First Clinical Pathways and Contraception Service drug reimbursement costs

The actual cost of the supply of medicines within the Advanced Service for Pharmacy First Clinical Pathways (Feb 2024 onwards) and Contraception (April 2025 onwards) for the named dispensing month, which have been dispensed in primary care.

### Column 3 - Unidentified prescribing where only the commissioner could be identified

Contains all commissioner prescribing which has been dispensed in primary care that cannot be linked to a specific prescriber or hospital unit but can be linked to the named commissioner

### Column 4 - Unidentified deputising services where only the commissioner could be identified

Contains all deputising service prescribing which has been dispensed in primary care that can be linked to the named commissioner

### Column 5 - Community Prescribing

Contains all prescribing issued under a community Nurse Prescribing Contract. Community Nurse Prescribing contracts were discontinued in April 2013 as part of NHS reforms

### **Column 6 - Adjustments to Charge Statements (this line is currently not used)**

The actual cost of adjustments caused by, for example, late notification of GP movements, computer-produced prescriptions for a GP still being generated for a previous practice, and pricing errors

### **Column 7 - Lost batches of prescriptions (this line is currently not used)**

### **Column 8 – Retro Concession Price Adjustment**

The Net Ingredient Cost of adjustments caused by the retrospective top-up payment for concessionary prices. Part II Clause 8 E of the England and Wales Drug Tariff. The retrospective concessionary top-up amount Part VIII E of the Drug Tariff.

### **Column 9 - Elements for which resources have been retained centrally**

This is the proportional share per commissioner of other costs based on prescribing which cannot be directly attributed to practices

These costs include:

- VAT
- nationally unidentified prescribing
- broken bulk
- schedule adjustments
- net cross-boundary costs
- out of pocket expenses and payments for containers for national unidentified prescribing
- Urgent Medicine Supply (wef December 2016)
- Pharmacy First Costs associated to distance selling pharmacies (February 2024 data onwards)

The amount of resources retained centrally invoiced or charged to an organisation is a proportion based on actual cost for that month.

If the total actual cost for England in that month is £1000 and your organisation accounted for £100 of that, your organisation would be charged 10% of the centrally retained items value.

All organisations set up on NHSBSA systems to provide prescriptions are charged a proportion of the costs in centrally retained items whether they be ICBs, hospital trusts, local authorities or independent sector healthcare providers (ISHPs).

## ICB Individual page

The ICB Individual page in the IPP report will allow a user to view an individual commissioner/provider and the financial data held for that organisation. This will be the same financial data as displayed in the 'ICB Overview' page.

If the user has access to multiple organisations' financial data, there is a prompt where you can select each individual organisation to view:

**Financial Management for National Users**

Home Catalog Favorites

Itemised Prescribing Payments Remuneration Recharges Remuneration Values Remuneration National Summary

ICB Overview **ICB Individual** Commissioner Overview Commissioner Individual Provider Overview Provider Individual Supporting Information

\* MONTH: Apr-25 \* COUNTRY: ENGLAND (1) Apply Reset

**ICB Individual - Itemised Prescribing Payments**  
Prescriptions dispensed by pharmacy and appliance contractors in Apr-25

ICB	Expenditure for prescriptions based on 100% of dispensing month above (£)
Practice/Comm./Prov. Prescribing	11,445,329.20
Pharmacy First Clinical Pathways and Contraception drug reimbursement (£)	14,100.27
Unidentified Prescribing	18.08
Unidentified Deputising Services Prescribing	0.00
Community Prescribing	0.00
Adjustments to Charge Statements	0.00
Lost Batches of Prescriptions	0.00
Retro Concession Price Adjustment	6,600.63
Elements for which resources have been retained centrally	418,246.09
<b>Practice/Comm./Prov. Prescribing</b>	<b>11,884,294.27</b>

1. Once accessed, users then have the options to select the criteria they want (shown below), to display the financial data for the organisations they have access to. This will allow the user to select all the different individual months of financial data held for those organisations
2. Be sure once you've made a selection in any of the drop-down menus that you click the 'Apply' button to initiate these changes:



Remuneration Recharges Remuneration Values Remuneration National Summary

Commissioner Overview Commissioner Individual Provider Overview Provider Individual

\* MONTH \* COUNTRY

Oct-23 ENGLAND (1) **Apply** Reset

May-23

Jun-23

Jul-23

Aug-23

Sep-23

Oct-23

Search...

Expenditure for prescript based on 100% of dispen month above (£)

Once you have specified the month and applied that change, the IPP 'ICB Individual' page will display the report for a single organisation that you have been granted access to view their financial data.

If you have access to more than one organisation's financial data, you can view each of these organisations individually by selecting the organisation you want to see data for using the 'ICB' prompt (highlighted red):

Itemised Prescribing Payments Remuneration Recharges Remuneration Values Remuneration National Summary

ICB Overview **ICB Individual** Commissioner Overview Commissioner Individual Provider Overview Provider Individual Supporting Information

\* MONTH \* COUNTRY

Oct-23 ENGLAND (1) **Apply** Reset

**ICB Individual - Itemised Prescribing Payments**  
Prescriptions dispensed by pharmacy and appliance contractors in Oct-23

ICB NHS WEST YORKSHIRE INTEGRATED CARE BOARD

NHS LEICESTER, LEICESTERSHIRE AND RUTLAND INTEGRATED CARE BOARD

NHS LINCOLNSHIRE INTEGRATED CARE BOARD

NHS MID AND SOUTH ESSEX INTEGRATED CARE BOARD

NHS NORFOLK AND WAVENEY INTEGRATED CARE BOARD

NHS NORTH CENTRAL LONDON INTEGRATED CARE BOARD

NHS NORTH EAST AND NORTH CUMBRIA INTEGRATED CARE BOARD

NHS NORTH EAST LONDON INTEGRATED CARE BOARD

NHS NORTH WEST LONDON INTEGRATED CARE BOARD

NHS NORTHAMPTONSHIRE INTEGRATED CARE BOARD

NHS NOTTINGHAM AND NOTTINGHAMSHIRE INTEGRATED CARE BOARD

NHS SHROPSHIRE, TELFORD AND WREKIN INTEGRATED CARE BOARD

NHS SOMERSET INTEGRATED CARE BOARD

NHS SOUTH EAST LONDON INTEGRATED CARE BOARD

NHS SOUTH WEST LONDON INTEGRATED CARE BOARD

NHS SOUTH YORKSHIRE INTEGRATED CARE BOARD

NHS STAFFORDSHIRE AND STOKE-ON-TRENT INTEGRATED CARE BOARD

NHS SUFFOLK AND NORTH EAST ESSEX INTEGRATED CARE BOARD

NHS SURREY HEARTLANDS INTEGRATED CARE BOARD

NHS SUSSEX INTEGRATED CARE BOARD

NHS WEST YORKSHIRE INTEGRATED CARE BOARD

Print - Export

The report will then display the individual organisations financial data, the lines of the report display the same information as the 'ICB Overview' page:

**FM2(C2). Itemised Prescribing Payments - Prov Only**

Prescriptions dispensed by pharmacy and appliance contractors in Apr-25

Provider <span>▼</span>	
	<b>Expenditure for prescriptions based on 100% of dispensing month above (£)</b>
Practice/Comm./Prov. Prescribing	14,044.30
Pharmacy First Clinical Pathways and Contraception drug reimbursement (£)	0.06
Unidentified Prescribing	114.07
Unidentified Deputising Services Prescribing	0.00
Community Prescribing	0.00
Adjustments to Charge Statements	0.00
Lost Batches of Prescriptions	0.00
Retro Concession Price Adjustment	17.38
Elements for which resources have been retained centrally	517.39
<b>Total reimbursement referable to cost of drugs</b>	<b>14,693.20</b>

## Accessing and Using the Remuneration Recharges Report

Firstly, select the Remuneration Recharges report by clicking on the link once:



Once accessed, the Remuneration Recharges report will show only the remuneration which the organisation has been charged for.

This 'recharge view' is only available to organisations at ICB and National levels.

All remuneration costs are invoiced to the appropriate organisation with the exception of those relating to SICBLs, which are recharged to NHS England.

Where a particular fee or an allowance cannot be directly attributable to a specific commissioner / provider, the activity and associated amount recharged is shared across all commissioner / providers.

The basis for the sharing is in accordance with specified formulae, which are listed in the [remuneration report glossary \(Excel: 166KB\)](#).

The fees column shows the number of identifiable fees which can be directly attributed to a commissioner / provider, cost centre or hospital unit.

Fees are identified from the prescriber number or the commissioner / provider information included on the prescription form.

Fees which cannot be attributed to a particular commissioner / provider are shared and shown under 'national unidentified prescribers'.

Unidentified prescriber shows the fees / allowances attributed to unidentified prescribers where a prescription form (FP10, FP10HP) does not contain

enough detail to identify the prescriber, but the commissioner / provider can be identified.

Once the Remuneration Recharges report has been accessed, select the 'National' tab (highlighted red) to view this remuneration recharges data at a national level:



Financial Management for National Users

Itemised Prescribing Payments **Remuneration Recharges** Remuneration Values Remuneration National Summary

**National** Region ICB Non-Delegated Costs by ICB Provider Supporting Information

1. Next, select the month you wish to view data for by using the criteria selection drop-down lists, in this case to select a particular month
2. Be sure once you've made a selection in any of the drop-down lists that you click the 'Apply' button to initiate these changes



Financial Management for National Users

Itemised Prescribing Payments **Remuneration Recharges** Remuneration Values Remuneration National Summary

**National** Region ICB Non-Delegated Costs by ICB Provider Supporting Information

\* MONTH

Dec-23 **Apply** Reset

Jul-23  
Aug-23  
Sep-23  
Oct-23  
Nov-23  
Dec-23

**FM5(N1). Remuneration Recharges**  
National summary for ENGLAND in dispensing month Dec-23

Country	Pr ch	Remuneration (£)	Remuneration year to date (£)
ENGLAND (1)	Dec-23	112,822,480.20	1,101,890,552.23

Once a month has been selected, the first view in the report will show a summarised view of remuneration recharge values attributed at a national level:

**FM5(N1). Remuneration Recharges**

National summary for ENGLAND in dispensing month Oct-23

Country	Prescription charges (£)	Remuneration (£)	Remuneration year to date (£)
ENGLAND (1)	-54,330,018.84	180,341,383.26	844,216,393.10

The second view of the Remuneration Recharges report will show a national itemised breakdown of the recharge values:



**FM5(N2). Remuneration Recharges**

National Itemised for ENGLAND in dispensing month Oct-23

Remuneration group	Remuneration item	No. fees	% share paid	Remuneration (£)	Remuneration year to date (£)
Professional Fees	Professional/Activity Fee	93,286,743		118,156,388.37	813,938,735.49
	Extemp Dispensed Preps/Unlicensed Medicines	21,173		423,460.00	2,929,800.00
	Appliance Fee (Measured and Fitted)	4,682		12,173.20	79,523.60
	Appliance Fee (Home Delivery)	908,738		3,488,620.00	25,120,241.10
	Extemp liquids ordered in more than one container				0.00
	Limited stability (<14 days) extra supplies				0.00
	Controlled drug schedules 2 and 3	2,869,679		1,894,185.87	13,202,695.91
	Expensive prescription fees	892,480		3,572,116.28	25,674,967.53
	Manually Priced				0.00
	Methadone Payment	189,699		175,579.65	1,333,872.45
	SSP Remuneration (fee)	3,016		16,130.25	333,331.75
	National Unidentified Prescribers			37,289.99	366,248.60
<b>Professional Fees Total</b>		<b>98,176,210</b>		<b>127,775,943.61</b>	<b>882,979,416.43</b>
Payments for Essential Services	Establishment Payments				0.00
	Practice Payments			0.00	0.00
	Repeat Dispensing Fee			0.00	0.00
	Transitional Payment			5,622,903.68	39,738,394.24
	ETP Allowances			12,569.05	88,034.53
	Appliance Infrastructure Payment			3,408,784.75	24,370,845.01
	Pharmacy Access Scheme			1,517,604.48	10,735,760.61
	Discharge Medicine Service			407,219.61	2,675,443.20
<b>Payments for Essential Services Total</b>				<b>10,969,081.57</b>	<b>77,608,477.59</b>
Advanced Services	Medicine Use Reviews			0.00	0.00
	Appliance Use Reviews			449,220.80	2,474,151.02
	Completed New Medicine Services Monthly Payment			8,511,487.09	56,856,762.15
	Stoma Customisation	126,660		547,171.20	4,083,480.00
	Flu Reimbursement Payment			27,873,274.51	46,328,763.31
	Flu Remuneration Payment			17,290,827.04	28,529,901.02
	Urgent Medicine Supply			0.00	0.00
	CPCS sign-up fee			0.00	0.00
	CPCS Remuneration payment			2,262,011.05	15,143,136.95
	COVID-19 Home Delivery Service			0.00	0.00
	GP Referral Pathway Fee			0.00	0.00

	Hypertension Case-Finding Set Up Fee			167,200.00	655,160.00
	Hypertension Case-Finding Check And ABPM Fee			3,044,610.00	17,876,445.00
	Hypertension Case- Finding Incentive			93,800.00	453,400.00
	SCS Set-up			68,000.00	646,000.00
	SCS Consultations			10,110.00	45,050.00
	SCS NRT Product Cost			15,154.85	68,950.39
	SCS NRT Product Charges				0.00
	Contraception Set-Up			123,050.00	1,389,900.00
	Contraception Consultations			55,710.00	213,012.00
<b>Advanced Services Total</b>		<b>126,660</b>		<b>60,535,432.70</b>	<b>174,858,644.64</b>
Hepatitis C Testing Service	Hepatitis C Testing Service			0.00	0.00
	Hepatitis C Kit				0.00
<b>Hepatitis C Testing Service Total</b>				<b>0.00</b>	<b>0.00</b>
Flu Premise & Refridge Claim	Flu Premises and Refrigeration			0.00	0.00
<b>Flu Premise &amp; Refridge Claim Total</b>				<b>0.00</b>	<b>0.00</b>
COVID Vaccination	COVID Vaccination			32,242,255.34	63,928,353.54
	COVID Premises and Refrigeration			107,998.72	766,076.56
<b>COVID Vaccination Total</b>				<b>32,350,254.06</b>	<b>64,694,430.10</b>
Quality Payments Scheme	Quality Payments Scheme			0.00	0.00
	Pharmacy Quality Scheme - Aspirational Payment			0.00	16,807,440.23
<b>Quality Payments Scheme Total</b>				<b>0.00</b>	<b>16,807,440.23</b>
Essential Small Pharmacy Local Pharmaceutical	Essential Small Pharmacy				0.00
<b>Essential Small Pharmacy Local Pharmaceutical Total</b>					<b>0.00</b>
Education and Training Payments	Foundation Trainee Pharmacy Training			2,493,999.18	7,608,003.66
<b>Education and Training Payments Total</b>				<b>2,493,999.18</b>	<b>7,608,003.66</b>
Local Authorised Payments	Pre-registration Trainee WT&E (previously HEE)			70,357.00	7,063,608.11
	Pharmacy Reward Scheme			0.00	137.62
	Other Local Payments			517,974.50	5,325,034.52
<b>Local Authorised Payments Total</b>				<b>588,331.50</b>	<b>12,388,780.25</b>
Local Pharmaceutical Services	Local Pharmaceutical Services - Debited			-102,680.77	-776,647.34
	Local Pharmaceutical Services - Credit			106,115.97	802,679.67
<b>Local Pharmaceutical Services Total</b>				<b>3,435.20</b>	<b>26,032.33</b>
Other Fees	Fine For Breach of Service				0.00
	Lost Batches			944.79	13,588.13
	Fraud Pharmacy Recovery Fees				0.00
	Temporary Safeguarding Payment			130,265.57	956,706.00
<b>Other Fees Total</b>				<b>131,210.36</b>	<b>970,294.13</b>

Remuneration Adjustments	Adjustments			-176,286.09	-677,167.35
<b>Remuneration Adjustments Total</b>				<b>-176,286.09</b>	<b>-677,167.35</b>
Prescription Charges	Charges Collected			-36,335,185.48	-254,604,105.02
	Pre-payment Certificates			-17,771,334.19	-134,442,004.02
	FP 57 Refunds			153,337.91	1,246,593.68
	Fraud Pharmacy Recovery Charges				0.00
	PPC HRT			-376,837.07	-5,248,443.56
<b>Prescription Charges Total</b>				<b>-54,330,018.84</b>	<b>-393,047,958.91</b>
<b>Totals</b>		<b>98,302,870</b>		<b>180,341,383.26</b>	<b>844,216,393.10</b>

## Accessing and Using the Remuneration Values Report

Firstly, select the Remuneration Values report by clicking on the link once:



Once accessed, select the 'National' tab to view the remuneration values data at a national level:



1. Next, select the month you wish to view data for by using the criteria selection drop-down lists, in this case to select a particular month
2. Be sure once you've made a selection in any of the drop-down lists that you click the 'Apply' button to initiate these changes

**Financial Management for National Users**

Itemised Prescribing Payments | Remuneration Recharges | **Remuneration Values** | Remuneration National Summary

**National** | National Unidentified | Region | ICB | Non-Delegated Costs by ICB | Provider | Practice | Supporting Information

\* MONTH  
 Dec-23 ▼ **Apply** Reset ▼

**FM6(N1). Remuneration Values**  
 National summary for ENGLAND in dispensing month Oct-23 (information only)

Country	Prescription charges (£)	Remuneration (£)	Remuneration year to date (£)
ENGLAND (1)	-56,179,280.40	183,904,827.36	868,258,051.06

Once a month has been selected, the first view in the report will show a summarised view of remuneration values attributed at a national level:

**FM6(N1). Remuneration Values**  
 National summary for ENGLAND in dispensing month Oct-23 (information only)

Country	Prescription charges (£)	Remuneration (£)	Remuneration year to date (£)
ENGLAND (1)	-56,179,280.40	183,904,827.36	868,258,051.06

RUN AT 22/03/2024 15:25:52

The second view of the Remuneration Values report will show a national itemised breakdown of the remuneration values:

**FM6(N2). Remuneration Values**

National itemised for ENGLAND in dispensing month Oct-23 (information only)

Remuneration group	Remuneration item	No. fees	% share paid	Remuneration (£)	Remuneration year to date (£)
Professional Fees	Professional/Activity Fee	95,457,179		120,882,713.36	832,195,703.99
	Extemp Dispensed Preps/Unlicensed Medicines	22,204		444,080.00	3,067,920.00
	Appliance Fee (Measured and Fitted)	4,902		12,745.20	82,006.60
	Appliance Fee (Home Delivery)	963,895		3,710,067.00	26,766,177.70
	Extemp liquids ordered in more than one container				0.00
	Limited stability (<14 days) extra supplies				0.00
	Controlled drug schedules 2 and 3	3,956,337		3,039,260.91	20,805,937.58
	Expensive prescription fees	935,977		3,805,876.41	27,339,653.13
	Manually Priced				0.00
	Methadone Payment	921,790		835,189.00	5,926,171.50
	SSP Remuneration (fee)	3,035		16,231.90	336,087.00
	National Unidentified Prescribers		100.00	0.00	0.00
<b>Professional Fees Total</b>		<b>102,265,319</b>		<b>132,746,163.78</b>	<b>916,519,657.50</b>
Payments for Essential Services	Establishment Payments				0.00
	Practice Payments			0.00	0.00
	Repeat Dispensing Fee			0.00	0.00
	Transitional Payment		100.00	5,726,019.00	40,443,507.00
	ETP Allowances		100.00	12,800.00	89,600.00
	Appliance Infrastructure Payment		100.00	3,471,418.90	24,804,143.90
	Pharmacy Access Scheme		100.00	1,545,434.99	10,926,253.45
	Discharge Medicine Service		100.00	414,702.00	2,723,038.00
<b>Payments for Essential Services Total</b>				<b>11,170,374.89</b>	<b>78,986,542.35</b>
Advanced Services	Medicine Use Reviews			0.00	0.00
	Appliance Use Reviews		100.00	455,492.00	2,507,362.40
	Completed New Medicine Services Monthly Payment		100.00	8,667,880.00	57,868,246.00
	Stoma Customisation	135,909		587,126.88	4,401,864.00
	Flu Reimbursement Payment			27,873,274.51	46,328,763.31
	Flu Remuneration Payment			17,290,827.04	28,529,901.02
	Urgent Medicine Supply			0.00	0.00
	CPCS sign-up fee			0.00	0.00
	CPCS Remuneration payment		100.00	2,303,574.00	15,412,432.00
	COVID-19 Home Delivery Service			0.00	0.00
	GP Referral Pathway Fee			0.00	0.00

	Hypertension Case-Finding Set Up Fee		167,200.00	655,160.00
	Hypertension Case-Finding Check And ABPM Fee		3,044,610.00	17,876,445.00
	Hypertension Case- Finding Incentive		93,800.00	453,400.00
	SCS Set-up		68,000.00	646,000.00
	SCS Consultations		10,110.00	45,050.00
	SCS NRT Product Cost		15,154.85	68,950.39
	SCS NRT Product Charges			0.00
	Contraception Set-Up		123,050.00	1,389,900.00
	Contraception Consultations		55,710.00	213,012.00
<b>Advanced Services Total</b>		<b>135,909</b>	<b>60,779,615.44</b>	<b>176,491,018.91</b>
Hepatitis C Testing Service	Hepatitis C Testing Service		0.00	0.00
	Hepatitis C Kit			0.00
<b>Hepatitis C Testing Service Total</b>			<b>0.00</b>	<b>0.00</b>
Flu Premise & Refridge Claim	Flu Premises and Refrigeration		0.00	0.00
<b>Flu Premise &amp; Refridge Claim Total</b>			<b>0.00</b>	<b>0.00</b>
COVID Vaccination	COVID Vaccination		32,242,255.34	63,928,353.54
	COVID Premises and Refrigeration		107,998.72	766,076.56
<b>COVID Vaccination Total</b>			<b>32,350,254.06</b>	<b>64,694,430.10</b>
Quality Payments Scheme	Quality Payments Scheme		0.00	0.00
	Pharmacy Quality Scheme - Aspirational Payment		0.00	17,108,067.64
<b>Quality Payments Scheme Total</b>			<b>0.00</b>	<b>17,108,067.64</b>
Essential Small Pharmacy Local Pharmaceutical	Essential Small Pharmacy			0.00
<b>Essential Small Pharmacy Local Pharmaceutical Total</b>				<b>0.00</b>
Education and Training Payments	Foundation Trainee Pharmacy Training		2,493,999.18	7,608,003.66
<b>Education and Training Payments Total</b>			<b>2,493,999.18</b>	<b>7,608,003.66</b>
Local Authorised Payments	Pre-registration Trainee WT&E (previously HEE)	100.00	71,647.24	7,188,770.91
	Pharmacy Reward Scheme		0.00	140.00
	Other Local Payments		517,974.50	5,325,034.52
<b>Local Authorised Payments Total</b>			<b>589,621.74</b>	<b>12,513,945.43</b>
Local Pharmaceutical Services	Local Pharmaceutical Services - Debited	100.00	-106,115.97	-802,679.67
	Local Pharmaceutical Services - Credit		106,115.97	802,679.67
<b>Local Pharmaceutical Services Total</b>			<b>0.00</b>	<b>0.00</b>
Other Fees	Fine For Breach of Service			0.00
	Lost Batches		944.79	13,588.13
	Fraud Pharmacy Recovery Fees			0.00
	Temporary Safeguarding Payment	100.00	132,659.11	973,721.24
<b>Other Fees Total</b>			<b>133,603.90</b>	<b>987,309.37</b>

Remuneration Adjustments	Adjustments	100.00	-179,525.23	-689,203.47
<b>Remuneration Adjustments Total</b>			<b>-179,525.23</b>	<b>-689,203.47</b>
Prescription Charges	Charges Collected	100.00	-37,853,803.95	-265,057,759.20
	Pre-payment Certificates	100.00	-18,097,870.64	-136,831,257.14
	FP 57 Refunds	100.00	156,155.39	1,268,757.73
	Fraud Pharmacy Recovery Charges			0.00
	PPC HRT	100.00	-383,761.20	-5,341,461.82
<b>Prescription Charges Total</b>			<b>-56,179,280.40</b>	<b>-405,961,720.43</b>
<b>Totals</b>		<b>102,401,228</b>	<b>183,904,827.36</b>	<b>868,258,051.06</b>

RUN AT 25/03/2024 09:21:01

Print - Export

Produced by the NHS Business Services Authority (NHSBSA) Data Services  
View our accessibility statement here  
Copyright NHSBSA 2024 ©  
Terms & Conditions

**NHS**  
Business Services Authority

Portal: Landing Page > ePACT2: 01News > ePACT2: 03FinancialReports > Financial Management for National Users: National

## Accessing and Using the PMD (Prescribing Monitoring Document) Report

The PMD (Prescribing Monitoring Document) report provides monthly financial information about prescribing costs against budgets, to enable management of the drugs element of unified budgets.

The figures shown on this report are for monitoring purposes only and do not reflect the actual charge.

Data within the PMD report is updated on a monthly basis.



Statements are issued every month and show:

- the indicative prescribing budget for the current financial year (not shown in April or May)
- total monthly expenditure
- cumulative expenditure (April to current month)
- forecast out-turn (based on information provided by the Department of Health and Social Care, which is based on a spending pattern, calculated using previous year's spending data). The accuracy is determined by local factors at a local level (not shown in April or May)
- the number of dispensing days in the month and year to date

The annual statement produced for March shows the actual expenditure for the financial year.

To access the PMD report select the link within the Financial Reports page:



Once selected, this will open up the Prescribing Monitoring Document report. The report will default to the 'National Statement' page in the report:

**Prescribing Monitoring Document**

**National Statement** | ICB & Comm./Prov. Statement | Practice | Practice Annual Profile | Practice Prescribing | Supporting Information

\* Period: Jan-24

**PM1(N1). Prescribing Monitoring Document**  
National statement for prescriptions dispensed in England in Jan-24

[Important Information](#) | [Spend Definition](#) | [Out of Hours Care](#)

Practice type	Monthly spend (£)	Spend year to date (£)	Forecast outturn (£)
Prescribing only Practices	707,538,764	7,010,893,410	8,353,660,141
Dispensing Practices	145,137,340	1,452,271,333	1,718,356,824

Practice type	Monthly spend (£)	Spend year to date (£)
Community Nurse Prescribing Contracts	7,635	62,694
<b>Totals</b>	<b>7,635</b>	<b>62,694</b>

Practice type	Monthly spend (£)	Spend year to date (£)
Out of Hours Care FP10 Prescribing	1,225,244	11,430,536
<b>Totals</b>	<b>1,225,244</b>	<b>11,430,536</b>

Refresh - Print - Export

**PM1(N2). Prescribing Monitoring Document**  
National statement for prescriptions dispensed in England in Jan-24

'Dispensing days'	In month	Year to date
Dispensing days	26	253

Refresh - Print - Export

Produced by the NHS Business Services Authority (NHSBSA) Data Services  
View our accessibility statement here  
Copyright NHSBSA 2024 ©  
Terms & Conditions

**NHS**  
Business Services Authority

Next, select the month you wish to view data for by using the criteria selection dropdown lists (highlighted red), in this case to select a particular month:

**Prescribing Monitoring Document**

**National Statement** | ICB & Comm./Prov. Statement | Practice | Practice Annual Profile | Practice Prescribing | Supporting Information

\* Period: Jan-24

**PM1(N1). Prescribing Monitoring Document**  
National statement for prescriptions dispensed in England in Jan-24

[Important Information](#) | [Spend Definition](#) | [Out of Hours Care](#)

Practice type	Monthly spend (£)	Spend year to date (£)	Forecast outturn (£)
Prescribing only Practices	707,538,764	7,010,893,410	8,353,660,141
Dispensing Practices	145,137,340	1,452,271,333	1,718,356,824

Refresh - Print - Export

The dropdown menu for the month selection is open, showing options from Aug-23 to Jan-24. Jan-24 is selected.

Once you have chosen a month the PMD report will display the months' data you have requested:

Prescribing Monitoring Document

[National Statement](#)
[ICB & Comm./Prov. Statement](#)
[Practice](#)
[Practice Annual Profile](#)
[Practice Prescribing](#)
[Supporting Information](#)

\* Period Nov-23

**PM1(N1). Prescribing Monitoring Document**  
 National statement for prescriptions dispensed in England in Nov-23

[Important Information](#)
[Spend Definition](#)
[Out of Hours Care](#)

Practice type	Monthly spend (£)	Spend year to date (£)	Forecast outturn (£)
Prescribing only Practices	702,353,909	5,606,313,915	8,344,514,586
Dispensing Practices	145,336,171	1,161,855,665	1,722,438,866

Practice type	Monthly spend (£)	Spend year to date (£)
Community Nurse Prescribing Contracts	4,039	50,349
<b>Totals</b>	<b>4,039</b>	<b>50,349</b>

Practice type	Monthly spend (£)	Spend year to date (£)
Out of Hours Care FP10 Prescribing	1,024,293	8,903,684
<b>Totals</b>	<b>1,024,293</b>	<b>8,903,684</b>

[Refresh](#) - [Print](#) - [Export](#)

**PM1(N2). Prescribing Monitoring Document**  
 National statement for prescriptions dispensed in England in Nov-23

'Dispensing days'	In month	Year to date
Dispensing days	26	203

[Refresh](#) - [Print](#) - [Export](#)

Produced by the NHS Business Services Authority (NHSBSA) Data Services  
 View our [accessibility statement](#) here  
 Copyright NHSBSA 2024 ©  
 Terms & Conditions

## Accessing and Using the Invoice Reconciliation Report

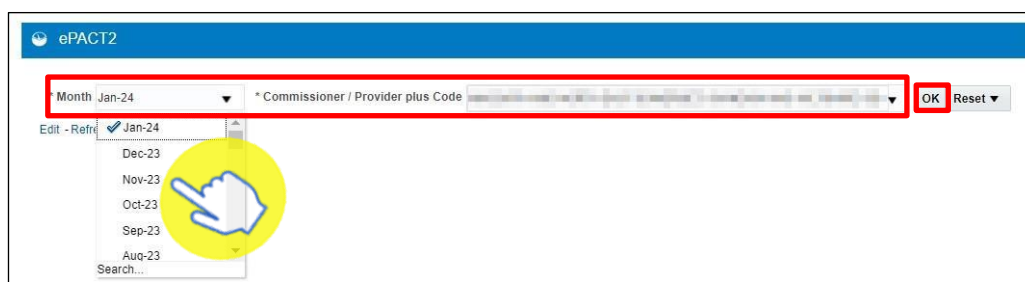
To access the Invoice Reconciliation report select the link within the Financial Reports page:



**Please note:** if you're using the Invoice Reconciliation report but require data for an organisation prior to April 2018, then please use the **F1(B):: Invoice Reconciliation Report – Prescribing Costs pre-April 2018**

Once accessed, the Invoice Reconciliation report will give you the options to specify a month, and an organisation in which to run the report for using the 'Month' and 'Commissioner/Provider plus Code' prompts.

1. Select a month and a commissioner/provider using the drop-down list prompts provided (highlighted red below)
2. Be sure to click 'OK' to then enact your selections and run the Invoice Reconciliation report



The report will then return data for the month and organisation selected:

## Invoice Reconciliation Report - Prescribing Costs April 2018 onwards

Month	HS Commissioner / Provider plus Code	HS Practice	HS Practice Code	Items	Actual Cost (£)
Nov-23				69	862.54
Nov-23				9,565	92,801.55
Nov-23				2,341	13,276.80
Nov-23				1,946	17,699.43
Nov-23				6,575	70,774.58
Nov-23				8,778	81,723.29
Nov-23				17,485	158,820.90
Nov-23				4,577	45,485.89
Nov-23				7,855	69,662.22
Nov-23				8,317	69,921.35
Nov-23				5,269	50,114.02
Nov-23				27,210	268,153.68
Nov-23				1	17.54
Nov-23				16,244	170,116.69
Nov-23				56	717.88
Nov-23				877	4,845.86
Nov-23				5,658	136,297.62
Nov-23				4,247	38,315.16
Nov-23				3,249	31,279.70
Nov-23				36	247.52
Nov-23				4,164	31,598.50
Nov-23				296	1,722.73
Nov-23				7,563	66,481.66
Nov-23				114	693.27
Nov-23				127	460.18
Nov-23				70	344.39
Nov-23				9,906	107,263.26
Nov-23				3,845	39,088.45
Nov-23				342	12,293.24
Nov-23				28,098	284,535.62
Nov-23				8,540	78,093.32

Return - Edit - Refresh - Print - Export - Add to Briefing Book - Create Bookmark Link



---

## Getting more help

---



### **Additional training material and user guides**

The ePACT2 training team has developed several how to guides to help you get the best out of ePACT2. These can be found on our [ePACT2 user guides page](#)

### **Webinar sessions**

We offer a free, personalised webinar training service to all our users and you can book as many as you need.

You can let us know if you have any specific topics or reports you'd like to cover or if you would prefer an introductory tour. You can take part wherever you are as long as you can get online.

You can find out more and book your webinar by going to our [ePACT2 training page](#)